



Coolant System Tools

Application Guide and Parts List For Coolant System Adaptors and Tools

Find the correct adaptor by vehicle make/model/year

www.snaponradiatortools.com

COOLING SYSTEM TOOLS TESTERS



SVTS264 Air-Powered Cooling System Pressure Tester

- Air-powered upgrade to the SVTS272A Hand Pump tester
- Includes (4) of the most common adaptors: TAB10036, TAB10052, SVT262-28A, and TA38C



SVTS272A Cooling System Tester

- SVTS272A-1 Cooling system pressure pump requires less effort, ideal for higher pressure systems
- New knurled shank reduces hand slippage while pumping.
- New soft grip knob is comfortable and reduces fatigue in the palm of your hand
- Adaptors included:
 - TAB10052: essential to test many late model Ford® vehicles
 - SVT262-28A: 16mm deep filler necks found on many Asian made vehicles
 - TA38C: 9.5mm deep filler necks found on many Asian made vehicles
 - TAB10036: fits many vehicles made both in the US and overseas

REFILLERS

More highly refined Venturi and larger internal passages equal a faster, more complete fill.



SVTSRAD272A Cooling System Refiller

- Use with positive-fit adaptors



SVTSRAD272U Cooling System Refiller

- No adaptors necessary

Read safety precautions on the back page.

Find the correct adaptor by vehicle make/model/year – www.snaponradiatortools.com

COOLING SYSTEM TOOLS

SVTSRAD372TA Truck Refiller

- A Snap-on® exclusive
- Creates a higher vacuum, faster
- Remaining air volume significantly lower than competitive units
- Larger coolant refill valve, hose and screen; increased passage diameters
- Longer intake hose accommodates large trucks



SVTS2000 Coolant Barrier

- Change a cooling system component without draining the system
- Change thermostat, temperature sensors and freeze plugs
- Profitable – much of the coolant can be saved

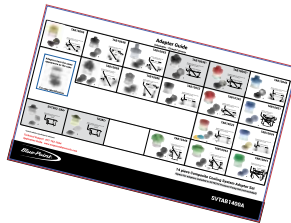


	Maximum Vacuum (inHg)	Flow (CFM)	Air consumption (CFM)	Refill Rate (Gal/Min)
SVTSRAD272A	28.2	2.4	5.8	2.8
SVTSRAD272U	28.2	2.4	5.8	2.8
SVTSRAD372TA	29.4	2.7	14	4
SVTS2000	13	12	9.3	NA

Test performed using 100 - 110psi compressed air
 Barometric pressure: 30.1 - 30.2
 (For best results use 100psi regulated pressure input)

ADAPTOR SETS

SVTAB1400A 14 pc Cooling System Adaptor Set (Blue-Point®)



- Set includes: TAB10022, TAB10025, TAB10031, TAB10034, TAB10041, TAB10044, TAB10046, TAB10048, TAB10056, TAB10058, TAB10086, TAB10093, TAB10345 and TAB10445
- TAB series adaptors feature a composite metal/plastic construction that allows adaptors to be shaped to resemble the associated cooling system cap for easy identification
- Storage case has extra storage compartments to accommodate the pump/gauge assembly and four adaptors from the SVTS272 / SVTS272A set
- Replacement storage case available separately (PBSVTA1417)

Find the correct adaptor by vehicle make/model/year – www.snaponradiatortools.com

COOLING SYSTEM TOOLS ADAPTOR SETS

SVTA18000 18 pc Cooling System Adaptor Set

- Set includes:
SVT262-28A, TA16B, TA18B, TA31A, TA34A, TA36GM, TA38C, TA41, TA44, TA46, TA48, TA52, TA56, TA58, TA86, TA93, TA345A and TA445.
- TA series adaptors feature anodized aluminum and chrome plated zinc adaptors
- Storage case has storage compartment to accommodate the pump/gauge assembly from SVTS272 / SVTS272A
- Replacement storage case available separately (PBSVTA1417)



LARGE TRUCK ADAPTOR

Large trucks often have two cooling system caps:

- Accessible, non-pressure relieving cap
- Pressure-relieving cap that will leak under vacuum

A vacuum-holding adaptor may be necessary to refill. These adaptors replace the pressure-relieving cap and have an automatic safety pressure-relief system

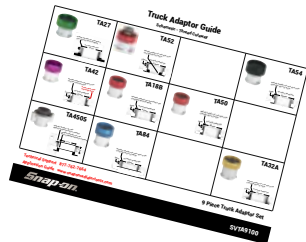


TAB10022V 48 x 3 mm TAB10025V 45 x 3 mm TAB10036V 52 x 2.5 mm TAB10052V 50 x 2.5 mm

SVTA9100 9 pc Adaptor Set



- Set includes:
TA4505, TA18B, TA27, TA32A, TA42, TA50, TA52, TA54, TA84
- Pressure test ten types of filler necks found on modern large trucks when combined with pump and TAB10036 adaptor (from SVTS272A, SVTS272, SVTS263A or SVTS262C)
- Laminated adaptor quick reference sheet included
- Plastic box available separately (PBSVTA8100)



Find the correct adaptor by vehicle make/model/year – www.snaponradiatortools.com

COOLING SYSTEM ADAPTORS

TA SERIES



Find the correct adaptor by vehicle make/model/year – www.snaponradiatortools.com

COOLING SYSTEM ADAPTORS

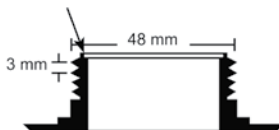
TAB SERIES



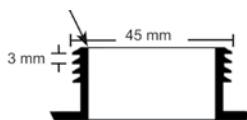
Find the correct adaptor by vehicle make/model/year – www.snaponradiatortools.com

COOLING SYSTEM ADAPTORS

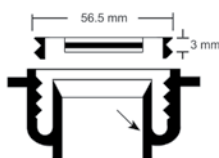
APPLICATIONS



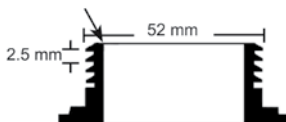
Audi® Models with male threads on filler neck
Porsche® Boxster ('97–06), Cayman ('06), 911 ('99–15)
Smart Car® ('08–15);
Volkswagen® Models with male threads on filler neck



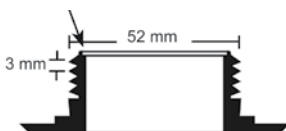
Ferrari®/Maserati® Most models 2000 and newer
Jeep® Models with male threads on filler neck ('90–94)
Renault® ('85–97); **Sterling®** ('87–91);
Saab® 900 ('78–93), 900 Convertible ('94), 9000 ('86–91); **Volvo®** Most models with threaded neck (pre-2004)



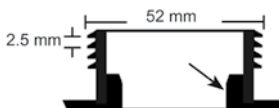
Seat®
Volkswagen® Most models with female threads on the filler neck ('90–98)



Some models: **Buick®**, **Cadillac®**, **Chevrolet®**, **Ford®**, **Freightliner®**, **GMC®**, **Infiniti®**, **Isuzu®**, **Jaguar®**, **International®**, **Kenworth®**, **Land Rover®**, **Lincoln®**, **Mazda®**, **Mercedes-Benz®**, **Mercury®**, **Nissan®**, **Oldsmobile®**, **Peterbilt®**, **Pontiac®**

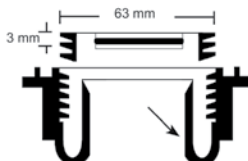


Some models: **Cadillac®**, **Chevrolet®**, **Daewoo®**, **Ford®**, **Jaguar®**, **Land Rover®**, **Pontiac®**, **Saab®**, **Saturn®**, **Suzuki®**



Some models: **Buick®**, **Cadillac®**, **Chevrolet®**, **Chrysler®**, **Dodge®**, **Ford®**, **Freightliner®**, **GMC®**, **Hummer®**, **Infiniti®**, **International®**, **Isuzu®**, **Jaguar®**, **Jeep®**, **Land Rover®**, **Lincoln®**, **Mazda®**, **Mercedes-Benz®**, **Mercury®**, **Nissan®**, **Pontiac®**, **Saab®**, **Saturn®**, **Suzuki®**, **Tesla®**, **Vauxhall®**

If the TA36GM/TAB10036 "stem" does not fit into the cooling system neck, try the TA32A.



Audi® A4('96–), A6('98–), A8 ('97–), S4 ('04–), TT ('00–); **Bentley®** ('06–); **Lamborghini®** ('06–); **Porsche®** Boxster ('07–13), Cayenne ('03–13), Cayman ('07–11), Macan ('15–), Panamera ('10–);
Seat®, **Skoda®**,
Volkswagen® Most newer models (1998–)

Arrow in thread schematic points to where the O-ring or gasket seals.

Find the correct adaptor by vehicle make/model/year – www.snaponradiatortools.com

COOLING SYSTEM ADAPTORS

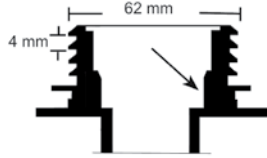
APPLICATIONS



TA44

TA45

TAB10044



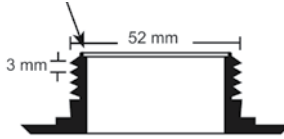
Chrysler® Crossfire ('04-08), Daimler®, Mercedes-Benz® With threaded filler neck on expansion tank (except M-class, '98-05) Sprinter Van (2019 - current), MG®,



TA46

TAB1C047

TAB10046



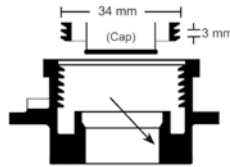
Some models: Aston Martin®, Citroën®, Ford®, Jaguar®, Mazda®



TA48

TAB1C049

TAB10048



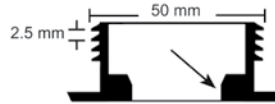
Lexus® Some models ('07-)
Lotus® Some models
Toyota® Celica ('00-05); Spyder MR2 ('00-05), RAV4 ('09-), Prius ('04-), Camry ('07-), Highlander ('06-)
SCION® XB ('08-15)



TA52

TAB1C053

TAB10052



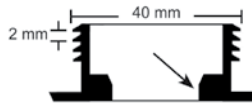
Aston Martin® 6.0 L V-12 ('15-)
Ford® Most late models
Land Rover® LR-2 ('08-), Range Rover, Evoque ('12-)
Mazda® Mazda 3 ('04-)
Volvo® Most models ('04-)



TA56

TA57

TAB10056



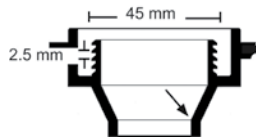
Cadillac® CCST V ('05-11) (Supercharger Cooling), STS V '06-10)
Chevrolet® Cobalt SS ('05-07) (Supercharger Cooling)
Chrysler® Pacifica Hybrid ('17-)
Saturn® Ion Redline ('04-07) (Supercharger Cooling)



TA58

TA59

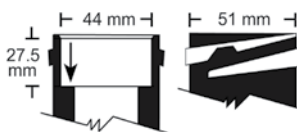
TAB10058



Dodge® Sprinter Van ('07-10)
Freightliner® Sprinter Van ('07-10)
Mercedes-Benz® Sprinter Van ('11-18)



TA60 with caps



Porsche® Boxster ('06-12), Cayman ('06-12)
(Non-pressure relieving cap located in luggage compartment of vehicle)

Arrow in thread schematic points to where the O-ring or gasket seals.

Find the correct adaptor by vehicle make/model/year – www.snaponradiatortools.com

COOLING SYSTEM ADAPTORS

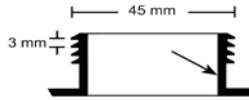
APPLICATIONS

BMW® Turbocharger Cooling, **Citroen®**, **Dacia®**, **DS®**, **Infiniti®** Some models, **MG®**, **MINI®** Cooper ('02-), **Nissan®** some models, **Peugot®**, **Renault®**, **Rolls Royce®**, **Smart®**

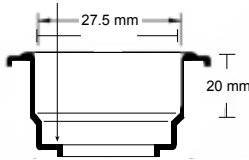
The TA63 and TAB10063 seal with an o-ring just like the cap from the system they test. In most cases the TA18B and TAB10025—which seal on the top rim—will adequately seal such that pressure testing can be accomplished



TA63 TAB1C026 TAB10063

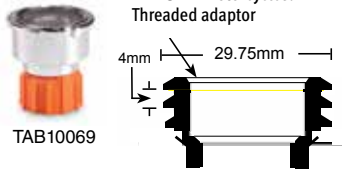


TA67R TA67



KTM® Motorcycles: Bayonet style adaptor

TA67R:
Designed to fit around the gas tank; the technician can test the cooling system without removing the gas tank.



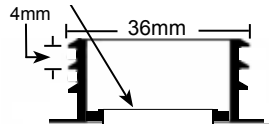
TAB10069

KTM® Motorcycles:
Threaded adaptor



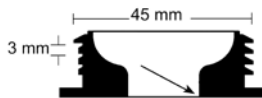
TAB10070

Aprilia® Motorcycles:
Threaded adaptor -



TA72 TAB1C026 TAB10072

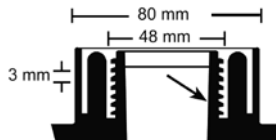
TA72/TAB10072 seals the same way the radiator cap seals but the TA18B/TAB10025 will work in most applications.



Alfa Romeo® Some models with threaded filler neck
Fiat® Model 500: some versions with threaded filler neck
Maserati® Ghibli S Q4 ('15-)
McLaren® Most models ('12-)
RAM® ProMaster ('15-)



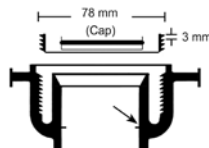
TAB10074 TAB1C023



Bentley® Some models with threaded filler neck
Volkswagen® Sharan (EU)
Phaeton ('04-06) (US)



TAB10078



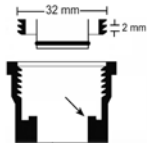
Porsche® Boxster ('15-), Cayman ('14-)
(Located in luggage compartment of vehicle)

Arrow in thread schematic points to where the O-ring or gasket seals.

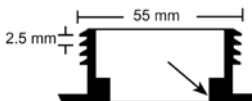
Find the correct adaptor by vehicle make/model/year – www.snaponradiatortools.com

COOLING SYSTEM ADAPTORS

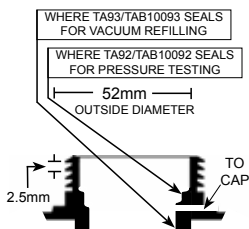
APPLICATIONS



Hyundai® Kona (*18-) Ioniq (*18-) Nexso (*19-) Tucson (*15-)
KIA® Sportage (*16-), Niro (*17-)



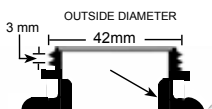
Volvo®
 XC90T8 Hybrid (*16-)
 XC40 (*18-)



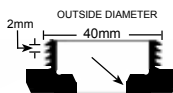
Chevrolet® Silverado with Duramax engine (*17-19)
GMC® Sierra with Duramax engine (*17-19)
 Use TA92/TAB10092 for pressure testing.
 Use TA93/TAB10093 for vacuum.



NOTE: These two adaptors have left hand thread.

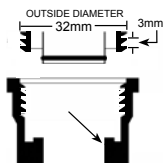


Tesla® Model 3



Hyundai®
 Some sub-models of Santa Fe and Tucson

KIA®
 some sub-models of Sorento



Hyundai®
 Some sub-models of Santa Fe and Tucson

KIA®
 Carnival and K5 and some sub-models of Sorento and Sportage

Arrow in thread schematic points to where the O-ring or gasket seals.

Find the correct adaptor by vehicle make/model/year – www.snaponradiatortools.com

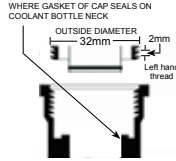
COOLING SYSTEM ADAPTORS

APPLICATIONS

NOTE:
This adaptor is left hand thread



TA110



Hyundai®
Ioniq Electric and Kona Electric

KIA®
Niro Hybrid and Plug-in



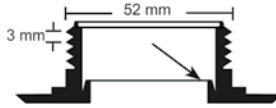
TA245A



TAB1C047



TAB10245



BMW® Models with threaded filler necks
(up to '87) 325: Up to '91; 525: Up to '93
Merkur® Scorpio ('87-89)

Rubber gasket seals on "shelf" inside expansion tank



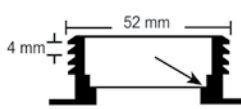
TA345A



TA346A



TAB10345



BMW® Most models ('88-08)
Land Rover® Discovery ('99-04) and Range Rover ('96-06)
Some models with male threads on filler neck
Rubber gasket seals on "shelf" inside expansion tank



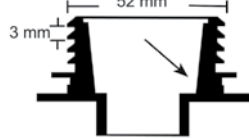
TA445



TAB1C446



TAB10445



BMW® Most models ('07-)

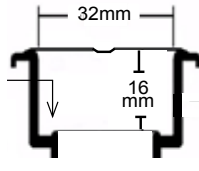
Toyota® Supra 2020-



SVT262-29



SVT262-28A



SVT262-28R

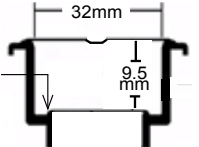
Toyota® Sienna Van
Harley-Davidson®
(Liquid-cooled models)
Also forklifts and most motorcycles
Remote adaptor allows pressure pump or vacuum refiller to be installed in various low overhead applications.



TA39A



TA38C



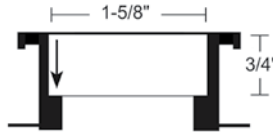
The 262-29/SVT262-28/SVT262-28A and the TA39A/TA38B/TA38C have applications too numerous to list. These adaptor sets are quite similar but the SVTs feature a deeper neck. *Note: SVT262-28A and TA38C are shaped to resemble caps from system to be tested.*



SVT262-21



SVT26233



Most passenger vehicles through the mid-1980s have this radiator neck and many still do today. This is the configuration onto which the pump attaches directly. For necks 1" deep, use 1/4" thick SVT262-22 spacer washer to compensate.

Arrow in thread schematic points to where the O-ring or gasket seals.

Find the correct adaptor by vehicle make/model/year – www.snaponradiatortools.com

COOLING SYSTEM ADAPTORS

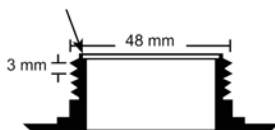
LARGE TRUCK/INDUSTRIAL APPLICATIONS



TA23A

TA50

TAB10022



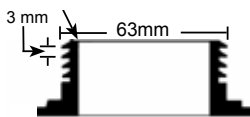
Mack® Trucks with 48 x 3 mm threads on filler neck ('08-)

Volvo® Large trucks with 48 x 3 mm male thread on filler neck



TA27

TAB10027

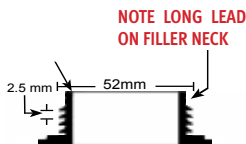


Volvo® Large trucks with 63 x 3 mm male thread on filler neck



TA42

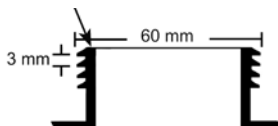
TAB10042



Kenworth® T660 & T680 Trucks



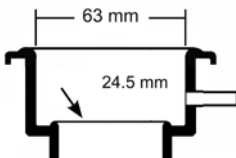
TA54



Freightliner® Trucks with 60 x 3 mm male thread on filler neck



TAB10076



Liebherr® Cranes Some models

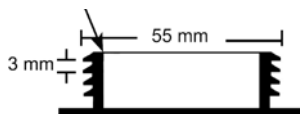
Van Hool® Some bus models

Note: Cap and adaptor have three tabs



TA84

TAB10084



Kenworth® ('15-) T270 and T370

Arrow in thread schematic points to where the O-ring or gasket seals.

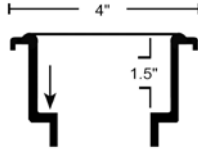
Find the correct adaptor by vehicle make/model/year – www.snaponradiatortools.com

COOLING SYSTEM ADAPTORS

LARGE TRUCK/INDUSTRIAL APPLICATIONS



TAB10090



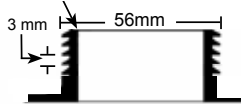
Industrial applications with a 4" neck
 Note: Cap and adaptor have three tabs



TA94



TAB10094



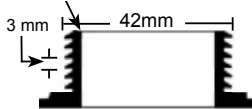
Volvo® FH4 trucks and A45G Haul Trucks



TA96



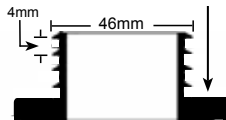
TAB10096



Volvo® EC220E Excavator



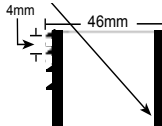
TAB10102



John Deere® Tractors: some models



TA108



Agricultural Equipment
 Fendt®

900 series, 1000 series, 1100 series

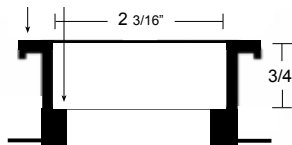


TA4504

TA450A Set



TA4505



Part TA450A: Truck adaptor kit for trucks with "B" size 2-11/16" O.D. filler neck
 Part TA4503: GMC® adaptor kit tests pressure on "closed cooling systems" on GMC® 2.5 L "X" body cars and 1.8 L "J" body cars



TA4503

Arrow in thread schematic points to where the O-ring or gasket seals.

Find the correct adaptor by vehicle make/model/year – www.snaponradiatortools.com

ADAPTOR GASKET APPLICATION GUIDE

ADAPTOR	TYPE	OUTSIDE DIAMETER	INSIDE DIAMETER	CROSS OR THICK	PART #
SVT262, SVT262-28A	Gasket	1-1/8"	1/2"	1/4"	SVT262-30
TA16B	Gasket	1-7/8"	1-3/16"	1/8"	TA10036G
TA18B	Gasket	1-7/8"	1-3/16"	1/8"	TA10036G
TA27	Gasket	2-1/2"	1-9/16"	1/8"	TA27G
TA31A	O-Ring	36mm	28mm	4mm	TA10031R
TA32A	Gasket	2-1/16"	1-1/8"	1/8"	TA32AG
TA34A	Gasket	2-1/16"	1-1/8"	1/8"	TA34AG
TA36GM	Gasket	2-1/16"	1-7/16"	1/8"	TA34AG
TA36GM	O-Ring	31mm	23mm	4mm	TA10052R
TA38B, TA38C	Gasket	1-1/8"	1/2"	1/4"	SVT262-30
TA41	O-Ring	36mm	28mm	4mm	TA10031R
TA42	Gasket	2-1/16"	1-1/8"	1/8"	TA32AG
TA44	O-Ring	42mm	34mm	4mm	TA10044R
TA46	O-Ring	31mm	23mm	4mm	TA10052R
TA48	O-Ring (HP16)	13/16"	5/8"	3/32"	TA10048R
TA50	Gasket	1-7/8"	1-3/16"	1/8"	TA10036G
TA52	O-Ring	31mm	23mm	4mm	TA10052R
TA54	Gasket	2-1/2"	1-9/16"	1/8"	TA27G
TA56	O-Ring	23mm	17mm	3mm	TA10056R
TA58	O-Ring	27mm	21mm	3mm	TA58R
TA60	Gasket	(Custom)			TA60G
TA63	O-Ring	1-7/16"	1-3/16"	1/8"	TA10063R
TA67, TA67R	Gasket	(Custom)			TA67G
TA72	O-Ring	19mm	12mm	3.5mm	TA10072R
TA84	O-Ring	2-1/4"	1-1/2"	1/8"	TA84G
TA86	O-Ring	21mm	14mm	3.5mm	TA10086R
TA88	O-Ring	31mm	23mm	4mm	TA10052R
TA92	O-Ring	31mm	23mm	4mm	TA10052R
TA93	O-Ring	27mm	19mm	4mm	TA10093R
TA94	Gasket	2-1/4"	1-1/2"	1/8"	TA84G
TA96	Gasket	1-11/16"	1-1/16"	1/8"	TA810025G
TA98	O-Ring	23mm	17mm	3mm	TA10056R
TA245A	Gasket	1-7/16"	15/16"	1/16"	TA10345G
TA345A	Gasket	1-7/16"	15/16"	1/16"	TA10345G
TA445	O-Ring	38mm	28mm	5mm	TA10445R
TA4503	Gasket	2-3/4"	1-3/4"	3/16"	TA4502
TA450, TA450A, TA450S	Gasket	(Custom)			TA450-1A
TA10022	Gasket	1-3/4"	1"	1/8"	TAB10022G
TAB10025	Gasket	1-11/16"	1-1/16"	1/8"	TAB10025G
TAB10027	Gasket	2-3/8"	1-5/8"	1/8"	TAB10027G
TAB10031	O-Ring	36mm	28mm	4mm	TA10031R
TAB10034	Gasket	1-7/8"	1-3/16"	1/8"	TA10036G
TAB10036	Gasket	1-7/8"	1-3/16"	1/8"	TA10036G
TAB10036	O-Ring	31mm	23mm	4mm	TA10052R
TAB10041	O-Ring	36mm	28mm	4mm	TA10031R
TAB10042	Gasket	1-7/8"	1-1/16"	1/8"	TA10032G
TAB10044	O-Ring	42mm	34mm	4mm	TA10044R
TAB10046	O-Ring	31mm	23mm	4mm	TA10052R
TAB10048	O-Ring (HP16)	13/16"	5/8"	3/32"	TA10048R
TAB10052	O-Ring	31mm	23mm	4mm	TA10052R
TAB10054	Gasket	2-1/4"	1-1/2"	1/8"	TA84G
TAB10056	O-Ring	23mm	17mm	3mm	TA10056R
TAB10063	O-Ring	1-7/16"	1-3/16"	1/8"	TA10063R
TAB10069	O-Ring	1"	5/8"	3/16"	TAB10069R
TAB10070	Gasket	1"	1/2"	1/16"	TAB10070R
TAB10072	O-Ring	26mm	19mm	3.5mm	TA10072R
TAB10074	O-Ring	36mm	28mm	4mm	TA10031R
TAB10076	Gasket	(Custom)			TAB10076G
TAB10078	O-Ring	1-7/16"	1-3/16"	1/8"	TA10063R
TAB10084	Gasket	2-1/16"	1-1/8"	1/8"	TA32AG
TAB10086	O-Ring	21mm	14mm	3.5mm	TA10086R
TAB10088	O-Ring	31mm	23mm	4mm	TA10052R
TAB10090	Gasket	(Custom)			TA10090G
TAB10092	O-Ring	31mm	23mm	4mm	TA10056R
TAB10093	O-Ring	27mm	19mm	4mm	TA10093R
TAB10094	Gasket	2-1/16"	1-1/8"	1/8"	TA32AG
TAB10096	Gasket	1-1/2"	1"	1/8"	TAB10096G
TAB10098	O-Ring	23mm	17mm	3mm	TA10056R
TAB10102	O-Ring (HP329)	2-3/8"	2"	3/16"	TAB10102R
TAB10245	Gasket	1-7/16"	15/16"	1/16"	TA10345G
TAB10345	Gasket	1-7/16"	15/16"	1/16"	TA10345G
TAB10445	O-Ring	38mm	28mm	5mm	TA10445R
TAB10104	O-Ring	21mm	15mm	3mm	TAB10104R
TAB10106	O-Ring	21mm	14mm	3.5mm	TA10086R

Find the correct adaptor by vehicle make/model/year – www.snaponradiatortools.com

COOLING REPAIR TOOLS



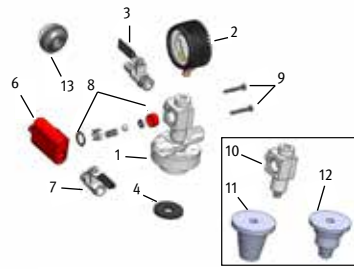
SVTS272A Pressure Tester

DIAGRAM	SKU	DESCRIPTION
*	SVTS272A-1	Cooling System Tester Pump (Diagram #1 - 5); packed in a cardboard box
*	SVTS262-23	(Not Shown) Plastic Carrying Case
1	SVTS272A-2	Heavy-Duty Pressure Gauge with Rubber Boot
2	SVTS272A32	Pump Assembly with Knob (Note: gauge not included)
3	SVTS272A-3	Knob Only
4	SVTS27233	Tester Head with Hose Assembly (Note: Hose may be field repaired; use 3/16" ID fuel hose)
5	SVT262-19	Tester Seal
6	SVT262-22	Spacer Washer (1/4" thick rubber washer for 1" deep filler necks)
7	SVT262-28A	32 x 16 mm deep Radiator Adaptor with Seal (Silver)
8	TA38C	32 x 9.5 mm deep Radiator Adaptor with Seal (Gold)
9	SVT262-30	Rubber Seal for 32 mm Radiator Adaptors
10	TAB10036	Radiator Adaptor with Seal
11	TA10036G	Rubber Seal for #TAB10036
12	TA10052R	Rubber O-Ring for #TAB10036/TAB10052
13	TAB10052	Radiator Adaptor with Seal



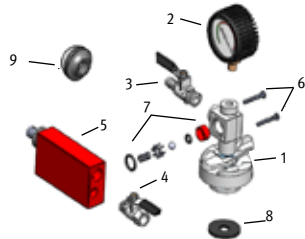
SVTS264 Pressure Tester

DIAGRAM	SKU	DESCRIPTION
*	SVTS262-23	(Not Shown) Plastic Carrying Case
*	SVTS264-1	Complete Pump with Hose Cap Assembly (#1-5)
1	SVTS272A-2	Heavy Duty Pressure Gauge with Rubber Boot
2	SVTS263-6	Valve / Regulator Assembly
3	SVTS263-3	Hook and Bracket Assembly
4	SVTS263-4	Cap Assembly with Hose (Note: Hose is field-repairable with 3/16" fuel hose)
5	SVT262-19	Tester Seal
6	TAB10052	Cooling System Adaptor with Seal
7	TAB10036	Cooling System Adaptor with Seal
8	SVT262-28A	32mm x 16mm deep Radiator Adaptor with seal, Silver
9	TA38C	32mm x 9.5mm deep Radiator Adaptor with seal, gold
10	TA10052R	Rubber O-ring for #TAB10036/TAB10052
11	TA10036G	Rubber Gasket for #TAB10036
12	SVTS262-30	Rubber Seal for 32mm adaptors



SVTSRAD272A and SVTSRAD272U

DIAGRAM	SKU	DESCRIPTION
*	SVTSRAD26230	(Not Shown) Plastic Carrying Case
2	SVTSRAD2726	Lower Connect Vacuum Gauge
3	SVTSRAD27213	Coolant Refill Valve
6	SVTSRAD26215	Venturi Body Assembly
7	SVTSRAD26214	Air Inlet Valve
8	SVTSRAD26212	Inner Valve Assembly
*	SVTSRAD2721	Coolant Refill Hose with Screen (not shown)
*	SVTSRAD2624	Overflow Hose (not shown)
9	SVTSRAD26216	Assembly Screws 8/32 x 1-1/4"
13	SVTSRAD27215	Coolant Refill Suction Screen Only
SVTSRAD272A Only		
1	SVTSRAD27217	Coolant Refill Body Assembly (w/cap Assy)
4	SVT262-19	Tester Seal
SVTSRAD272U Only		
10	SVTSRAD27227	Coolant Refill Body Assembly
11	SVTSRAD27228	Adaptor Cone, Smooth (7/16-20 Thread)
12	SVTSRAD27229	Adaptor Cone, Step (7/16-20 Thread)



SVTSRAD372A Truck Coolant Refiller

DIAGRAM	SKU	DESCRIPTION
1	SVTSRAD27217	Truck Filler Body Assembly
2	SVTSRAD2726	Lower Connect Vacuum Gauge
3	SVTSRAD3722	Coolant Refill Valve
4	SVTS2000-4	Air Inlet Valve
5	SVTSRAD3725A	Venturi Body
6	SVTSRAD26216	Assembly Screws 8/32 x 1-1/4"
7	SVTSRAD26212	Inner Valve Assembly
8	SVT262-19	Tester Seal
9	SVTSRAD37215	Domed Screen
*	SVTSRAD3724	(Not Shown) Overflow Hose
*	SVTSRAD3721	(Not Shown) Coolant Refill Hose with Domed Screen
*	SVTSRAD37230	(Not Shown) Plastic Carrying Case



LIMITED WARRANTY

Any Snap-on® equipment items shown in this guide which fails to give satisfactory service within the one year warranty period will be repaired or replaced when returned to a Snap-on® franchisee. Snap-on shall not be liable for loss of use of the product or other incidental or consequential costs incurred by the purchaser.

Assembled in the U.S.A. with global components. Snap-on is a trademark of Snap-on Incorporated.

© Snap-on Incorporated 2025. Printed in U.S.A. 2801 80th Street Kenosha, WI 53143 www.snapon.com

 **WARNING**

 RISK OF ENTANGLEMENT

 MANDATORY EYE PROTECTION

 MANDATORY PROTECTIVE GLOVES

 MUST READ INSTRUCTIONS BEFORE USE