



# Coolant System Tools

## Application Guide and Parts List For Coolant System Adaptors and Tools

Find the correct adaptor by vehicle make/model/year

[www.snaponradiatortools.com](http://www.snaponradiatortools.com)

# COOLING SYSTEM TOOLS

## TESTERS



### SVTS263A Air-Powered Cooling System Pressure Tester

- Air-powered upgrade to the SVTS272A Hand Pump tester
- Includes (3) of the most common adaptors: TAB10036, SVT262-28A, and TA38C



### SVTS272A Cooling System Tester

- SVTS272A-1 Cooling system pressure pump requires less effort, ideal for higher pressure systems
- New knurled shank reduces hand slippage while pumping.
- New soft grip knob is comfortable and reduces fatigue in the palm of your hand
- Adaptors included:
  - TAB10052: essential to test many late model Ford® vehicles
  - SVT262-28A: 16mm deep filler necks found on many Asian made vehicles
  - TA38C: 9.5mm deep filler necks found on many Asian made vehicles
  - TAB10036: fits many vehicles made both in the US and overseas

## REFILLERS

More highly refined Venturi and larger internal passages equal a faster, more complete fill.



### SVTSRAD272A Cooling System Refiller

- Use with positive-fit adaptors



### SVTSRAD272U Cooling System Refiller

- No adaptors necessary

Read safety precautions on the back page.

Find the correct adaptor by vehicle make/model/year – [www.snaponradiatortools.com](http://www.snaponradiatortools.com)

# COOLING SYSTEM TOOLS

## SVTSRAD372TA Truck Refiller

- A Snap-on® exclusive
- Creates a higher vacuum, faster
- Remaining air volume significantly lower than competitive units
- Larger coolant refill valve, hose and screen; increased passage diameters
- Longer intake hose accommodates large trucks



## SVTS2000 Coolant Barrier

- Change a cooling system component without draining the system
- Change thermostat, temperature sensors and freeze plugs
- Profitable – much of the coolant can be saved

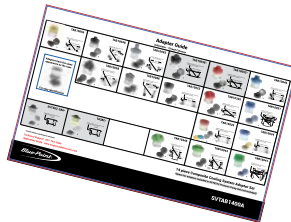


	Maximum Vacuum (inHg)	Flow (CFM)	Air consumption (CFM)	Refill Rate (Gal/Min)
SVTSRAD272A	28.2	2.4	5.8	2.8
SVTSRAD272U	28.2	2.4	5.8	2.8
SVTSRAD372TA	29.5	2.7	14	4.0
SVTS2000	13	12	9.3	NA

Test performed using 100 - 110psi compressed air  
Barometric pressure: 30.1 - 30.2  
(For best results use 100psi regulated pressure input)

## ADAPTOR SETS

### SVTAB1400A 14 pc Cooling System Adaptor Set (Blue-Point®)



- Set includes: TAB10022, TAB10025, TAB10031, TAB10034, TAB10041, TAB10044, TAB10046, TAB10048, TAB10056, TAB10058, TAB10086, TAB10093, TAB10345 and TAB10445
- TAB series adaptors feature a composite metal/plastic construction that allows adaptors to be shaped to resemble the associated cooling system cap for easy identification
- Storage case has extra storage compartments to accommodate the pump/gauge assembly and four adaptors from the SVTS272 / SVTS272A set
- Replacement storage case available separately (PBSVTA1417)

Find the correct adaptor by vehicle make/model/year – [www.snaponradiatortools.com](http://www.snaponradiatortools.com)

### SVTA18000 18 pc Cooling System Adaptor Set

- Set includes:  
SVT262-28A, TA16B, TA18B, TA31A, TA34A, TA36GM, TA38C, TA41, TA44, TA46, TA48, TA52, TA56, TA58, TA86, TA93, TA345A and TA445.
- TA series adaptors feature anodized aluminum and chrome plated zinc adaptors
- Storage case has storage compartment to accommodate the pump/gauge assembly from SVTS272 / SVTS272A
- Replacement storage case available separately (PBSVTA1417)



### LARGE TRUCK ADAPTOR

Large trucks often have two cooling system caps:

- Accessible, non-pressure relieving cap
- Pressure-relieving cap that will leak under vacuum

A vacuum-holding adaptor may be necessary to refill. These adaptors replace the pressure-relieving cap while vacuum refilling is performed and have an automatic safety pressure-relief system in the event the adaptor is forgotten after the service.



TAB10022V  
48 x 3 mm

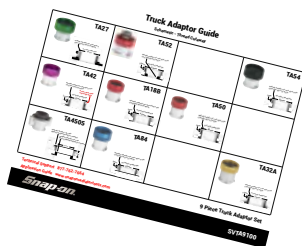
TAB10025V  
45 x 3 mm

TAB10036V  
52 x 2.5 mm

TAB10052V  
50 x 2.5 mm

### SVTA9100 9 pc Adaptor Set

- Set includes:  
TA4505, TA18B, TA27, TA32A, TA42, TA50, TA52, TA54, TA84
- Pressure test ten types of filler necks found on modern large trucks when combined with pump and TAB10036 adaptor (from SVTS272A, SVTS272, SVTS263A or SVTS262C)
- Laminated adaptor quick reference sheet included
- Plastic box available separately (PBSVTA8100)



Find the correct adaptor by vehicle make/model/year – [www.snaponradiatortools.com](http://www.snaponradiatortools.com)

# COOLING SYSTEM ADAPTORS

## TA SERIES



TA16B



TA18B



TA27



TA31A



TA32A



TA34A



TA36GM



TA38C



TA39A



TA41



TA42



TA44



TA46



TA48



TA50



TA52



TA54



TA56



TA58



TA59



TA63



TA67



TA72



TA84



TA86



TA88



TA92



TA93



TA96



TA98



TA104



TA106A



TA108



TA110



TA245A



TA345A



TA445



TA4503



TA4504



TA4505



SVT262-21



SVT262-28A



SVT262-29



TA60 with caps



TA67R



TA450A



SVT262-28R

Find the correct adaptor by vehicle make/model/year – [www.snaponradiatortools.com](http://www.snaponradiatortools.com)

# COOLING SYSTEM ADAPTORS

## TAB SERIES



TAB10022



TAB10025



TAB10027



TAB10031



TAB10034



TAB10036



TAB10041



TAB10042



TAB10044



TAB10046



TAB10048



TAB10052



TAB10054



TAB10056



TAB10058



TAB10063



TAB10069



TAB10070



TAB10072



TAB10074



TAB10076



TAB10078



TAB10084



TAB10086



TAB10088



TAB10090



TAB10092



TAB10093



TAB10094



TAB10096



TAB10098



TAB10102



TAB10104



TAB10106



TAB10108



TAB10110



TAB10245



TAB10345



TAB10445



TAB1C023



TAB1C026



TAB1C030



TAB1C035



TAB1C040



TAB1C047



TAB1C049



TAB1C053



TAB1C057



TAB1C059



TAB1C087



TAB1C089



TAB1C099



TAB1C105



TAB1C107



TAB1C111



TAB1C346



TAB1C446



TAB10052R



TAB10022V



TAB10025V



TAB10036V

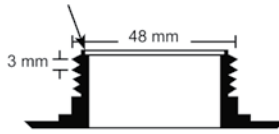


TAB10052V

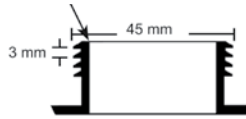
Find the correct adaptor by vehicle make/model/year – [www.snaponradiatortools.com](http://www.snaponradiatortools.com)

# COOLING SYSTEM ADAPTORS

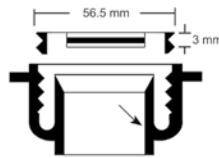
## APPLICATIONS



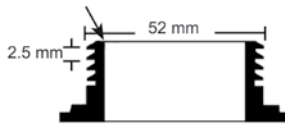
**Audi®** Models with male threads on filler neck  
**Porsche®** Boxster ('97-06), Cayman ('06), 911 ('99-15)  
**Smart Car®** ('08-15);  
**Volkswagen®** Models with male threads on filler neck



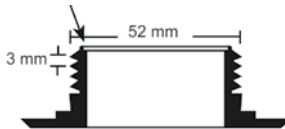
**Ferrari®/Maserati®** Most models 2000 and newer  
**Jeep®** Models with male threads on filler neck ('90-94)  
**Renault®** ('85-97); **Sterling®** ('87-91);  
**Saab®** 900 ('78-93), 900 Convertible ('94), 9000 ('86-91); **Volvo®** Most models with threaded neck (pre-2004)



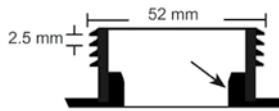
**Seat®**  
**Volkswagen®** Most models with female threads on the filler neck ('90-98)



Some models: **Buick®**, **Cadillac®**, **Chevrolet®**, **Ford®**, **Freightliner®**, **GMC®**, **Infiniti®**, **Isuzu®**, **Jaguar®**, **International®**, **Kenworth®**, **Land Rover®**, **Lincoln®**, **Mazda®**, **Mercedes-Benz®**, **Mercury®**, **Nissan®**, **Oldsmobile®**, **Peterbilt®**, **Pontiac®**

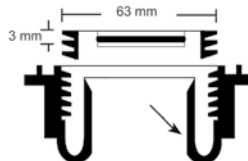


Some models: **Cadillac®**, **Chevrolet®**, **Daewoo®**, **Ford®**, **Jaguar®**, **Land Rover®**, **Pontiac®**, **Saab®**, **Saturn®**, **Suzuki®**



Some models: **Buick®**, **Cadillac®**, **Chevrolet®**, **Chrysler®**, **Dodge®**, **Ford®**, **Freightliner®**, **GMC®**, **Hummer®**, **Infiniti®**, **International®**, **Isuzu®**, **Jaguar®**, **Jeep®**, **Land Rover®**, **Lincoln®**, **Mazda®**, **Mercedes-Benz®**, **Mercury®**, **Nissan®**, **Pontiac®**, **Saab®**, **Saturn®**, **Suzuki®**, **Tesla®**, **Vauxhall®**

If the TA36GM/TAB10036 "stem" does not fit into the cooling system neck, try the TA32A.



**Audi®** A4('96-), A6('98-), A8 ('97-), S4 ('04-), TT ('00-); **Bentley®** ('06-); **Lamborghini®** ('06-); **Porsche®** Boxster ('07-13), Cayenne ('03-13), Cayman ('07-11), Macan ('15-), Panamera ('10-);  
**Seat®**, **Skoda®**,  
**Volkswagen®** Most newer models (1998-)

Arrow in thread schematic points to where the O-ring or gasket seals.

Find the correct adaptor by vehicle make/model/year – [www.snaponradiatortools.com](http://www.snaponradiatortools.com)

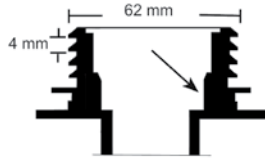


# COOLING SYSTEM ADAPTORS

## APPLICATIONS



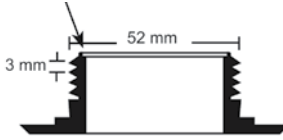
TA44 TAB1C045 TAB10044



Chrysler® Crossfire ('04–08), Daimler®, Mercedes-Benz® With threaded filter neck on expansion tank (except M-class, '98–05) Sprinter Van (2019 - current), MG®,



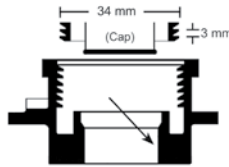
TA46 TAB1C047 TAB10046



Some models: Aston Martin®, Citroen®, Ford®, Jaguar®, Mazda®



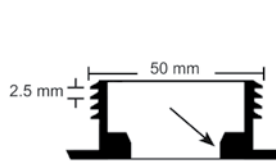
TA48 TAB1C049 TAB10048



Lexus® Some models ('07–)  
Lotus® Some models  
Toyota® Celica ('00–05); Spyder MR2 ('00–05), RAV4 ('09–), Prius ('04–), Camry ('07–), Highlander ('06–)  
SCION® XB ('08–15)



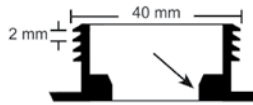
TA52 TAB1C053 TAB10052



Aston Martin® 6.0 L V-12 ('15–)  
Ford® Most late models  
Land Rover® LR-2 ('08–), Range Rover, Evoque ('12–)  
Mazda® Mazda 3 ('04–)  
Volvo® Most models ('04–)



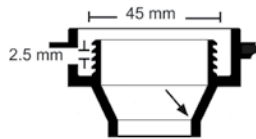
TA56 TAB1C057 TAB10056



Cadillac® CCST V ('05–11) (Supercharger Cooling), STS V '06–10)  
Chevrolet® Cobalt SS ('05–07) (Supercharger Cooling)  
Chrysler® Pacifica Hybrid ('17–)  
Saturn® Ion Redline ('04–07) (Supercharger Cooling)



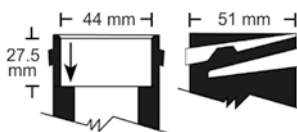
TA58 TAB1C059 TAB10058



Dodge® Sprinter Van ('07–10)  
Freightliner® Sprinter Van ('07–10)  
Mercedes-Benz® Sprinter Van ('11–18)



TA60 with caps



Porsche® Boxster ('06–12), Cayman ('06–12)  
(Non-pressure relieving cap located in luggage compartment of vehicle)

Arrow in thread schematic points to where the O-ring or gasket seals.

Find the correct adaptor by vehicle make/model/year – [www.snaponradiatortools.com](http://www.snaponradiatortools.com)

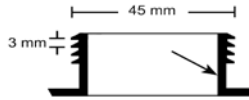


# COOLING SYSTEM ADAPTORS

## APPLICATIONS



TA63 TAB1C026 TAB10063

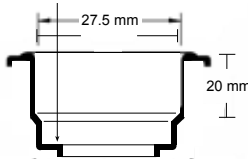


**BMW®** Turbocharger Cooling, **Citroen®**, **Dacia®**, **DS®**, **Infiniti®** Some models, **MG®**, **MINI®** Cooper ('02-), **Nissan®** some models, **Peugot®**, **Renault®**, **Rolls Royce®**, **Smart®**

The TA63 and TAB10063 seal with an o-ring just like the cap from the system they test. In most cases the TA18B and TAB10025—which seal on the top rim—will adequately seal such that pressure testing can be accomplished

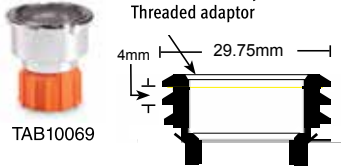


TA67R TA67



**KTM®** Motorcycles: Bayonet style adaptor

**TA67R:**  
Designed to fit around the gas tank; the technician can test the cooling system without removing the gas tank.



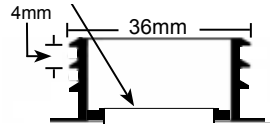
TAB10069

**KTM®** Motorcycles:  
Threaded adaptor



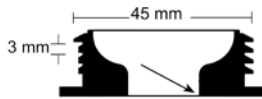
TAB10070

**Aprilia®** Motorcycles:  
Threaded adaptor -



TA72 TAB1C026 TAB10072

TA72/TAB10072 seals the same way the radiator cap seals but the TA18B/TAB10025 will work in most applications.



**Alfa Romeo®** Some models with threaded filler neck

**Fiat®** Model 500: some versions with threaded filler neck

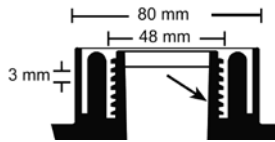
**Maserati®** Ghibli S Q4 ('15-)

**McLaren®** Most models ('12-)

**RAM®** ProMaster ('15-)



TAB10074 TAB1C023



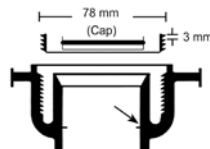
**Bentley®** Some models with threaded filler neck

**Volkswagen®** Sharan (EU)

Phaeton ('04-06) (US)



TAB10078



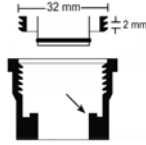
**Porsche®** Boxster ('15-), Cayman ('14-)  
(Located in luggage compartment of vehicle)

Arrow in thread schematic points to where the O-ring or gasket seals.

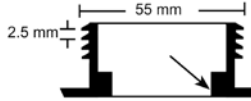
Find the correct adaptor by vehicle make/model/year – [www.snaponradiatortools.com](http://www.snaponradiatortools.com)

# COOLING SYSTEM ADAPTORS

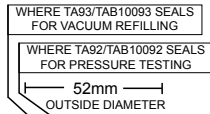
## APPLICATIONS



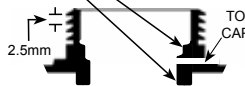
**Hyundai®** Kona (\*18-) Ioniq (\*18-) Nexso (\*19-) Tucson (\*15-)  
**KIA®** Sportage (\*16-), Niro (\*17-)



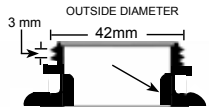
**Volvo®**  
 XC90T8 Hybrid (\*16-)  
 XC40 (\*18-)



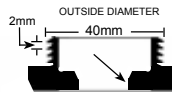
**Chevrolet®** Silverado with Duramax engine (\*17-19)  
**GMC®** Sierra with Duramax engine (\*17-19)  
 Use TA92/TAB10092 for pressure testing.  
 Use TA93/TAB10093 for vacuum.



**NOTE:** These two adaptors have left hand thread.

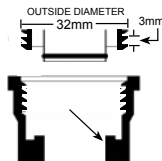


**Tesla®** Model 3



**Hyundai®**  
 Some sub-models of Santa Fe and Tucson

**KIA®**  
 some sub-models of Sorento



**Hyundai®**  
 Some sub-models of Santa Fe and Tucson

**KIA®**  
 Carnival and K5 and some sub-models of Sorento and Sportage

*Arrow in thread schematic points to where the O-ring or gasket seals.*

Find the correct adaptor by vehicle make/model/year – [www.snaponradiatortools.com](http://www.snaponradiatortools.com)

# COOLING SYSTEM ADAPTORS

## APPLICATIONS

### NOTE:

This adaptor is left hand thread



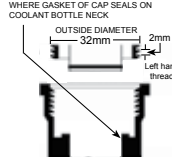
TA110



TAB10110



TAB1C111



**Hyundai®**  
Ioniq Electric and Kona Electric

**KIA®**  
Niro Hybrid and Plug-in



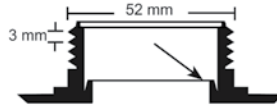
TA245A



TAB1C047



TAB10245



**BMW®** Models with threaded filler necks  
(up to '87) 325: Up to '91; 525: Up to '93  
**Merkur®** Scorpio ('87-89)

*Rubber gasket seals on "shelf" inside expansion tank*



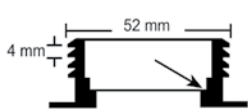
TA345A



TAB1C346



TAB10345



**BMW®** Most models ('88-08)  
**Land Rover®** Discovery ('99-04) and Range Rover ('96-06)  
Some models with male threads on filler neck  
*Rubber gasket seals on "shelf" inside expansion tank*



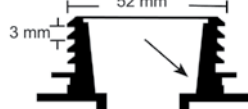
TA445



TAB1C446



TAB10445



**BMW®** Most models ('07-)

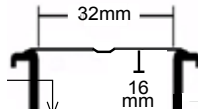
**Toyota®** Supra 2020-



SVT262-29



SVT262-28A



SVT262-28R

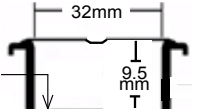
**Toyota®** Sienna Van  
**Harley-Davidson®**  
(Liquid-cooled models)  
**Also forklifts and most motorcycles**  
Remote adaptor allows pressure pump or vacuum refiller to be installed in various low overhead applications.



TA39A



TA38C



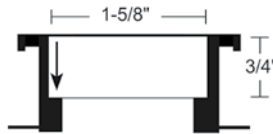
The 262-29/SVT262-28/SVT262-28A and the TA39A/TA38B/TA38C have applications too numerous to list. These adaptor sets are quite similar but the SVTs feature a deeper neck. *Note: SVT262-28A and TA38C are shaped to resemble caps from system to be tested.*



SVT262-21



SVT26233



Most passenger vehicles through the mid-1980s have this radiator neck and many still do today. This is the configuration onto which the pump attaches directly. For necks 1" deep, use 1/4" thick SVT262-22 spacer washer to compensate.

*Arrow in thread schematic points to where the O-ring or gasket seals.*

Find the correct adaptor by vehicle make/model/year – [www.snaponradiatortools.com](http://www.snaponradiatortools.com)

# COOLING SYSTEM ADAPTORS

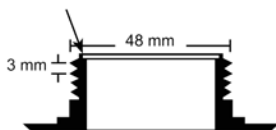
## LARGE TRUCK/INDUSTRIAL APPLICATIONS



TAB1C023

TA50

TAB10022



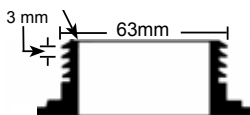
**Mack®** Trucks with 48 x 3 mm threads on filler neck ('08-)

**Volvo®** Large trucks with 48 x 3 mm male thread on filler neck



TA27

TAB10027

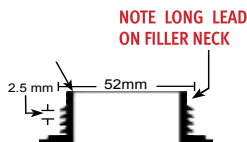


**Volvo®** Large trucks with 63 x 3 mm male thread on filler neck



TA42

TAB10042



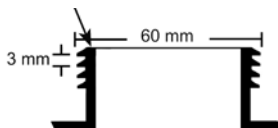
**Kenworth®** T660, T680 and T880 Trucks

**Peterbilt®** 579



TA54

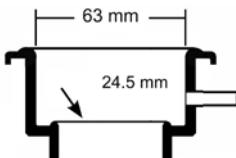
TAB10054



**Freightliner®** Trucks with 60 x 3 mm male thread on filler neck



TAB10076



**Liebherr®** Cranes Some models

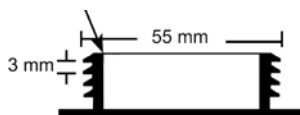
**Van Hool®** Some bus models

*Note: Cap and adaptor have three tabs*



TA84

TAB10084



**Kenworth®** ('15-) T270 and T370

*Arrow in thread schematic points to where the O-ring or gasket seals.*

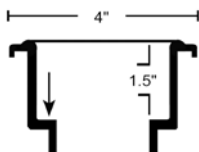
Find the correct adaptor by vehicle make/model/year – [www.snaponradiatortools.com](http://www.snaponradiatortools.com)

# COOLING SYSTEM ADAPTORS

## LARGE TRUCK/INDUSTRIAL APPLICATIONS



TAB10090



Industrial applications with a 4" neck

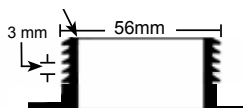
*Note: Cap and adaptor have three tabs*



TA94



TAB10094



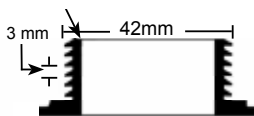
Volvo® FH4 trucks and A45G Haul Trucks



TA96



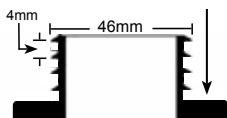
TAB10096



Volvo® EC220E Excavator



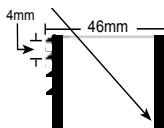
TAB10102



John Deere® Tractors: some models



TA108



Agricultural Equipment  
Fendt®

900 series, 1000 series, 1100 series

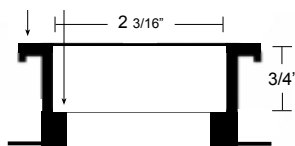


TA4504

TA450A Set



TA4505



Part TA450A: Truck adaptor kit for trucks with "B" size 2-11/16" O.D. filler neck

Part TA4503: GMC® adaptor kit tests pressure on "closed cooling systems" on GMC® 2.5 L "X" body cars and 1.8 L "J" body cars



TA4503

*Arrow in thread schematic points to where the O-ring or gasket seals.*

Find the correct adaptor by vehicle make/model/year – [www.snaponradiatortools.com](http://www.snaponradiatortools.com)

# ADAPTOR GASKET APPLICATION GUIDE

ADAPTOR	TYPE	OUTSIDE DIAMETER	INSIDE DIAMETER	CROSS OR THICK	PART #
SVT262, SVT262-28A	Gasket	1-7/8"	1/2"	1/4"	SVT262-30
TA166	Gasket	1-7/8"	1-3/16"	1/8"	TA100366
TA188	Gasket	1-7/8"	1-3/16"	1/8"	TA100366
TA27	Gasket	2-1/2"	1-9/16"	1/8"	TA276
TA31A	O-Ring	36mm	28mm	4mm	TA10031R
TA32A	Gasket	2-1/16"	1-1/8"	1/8"	TA32AG
TA34A	Gasket	2-1/16"	1-1/8"	1/8"	TA32AG
TA336GM	Gasket	2-1/16"	1-7/16"	1/8"	TA34AG
TA36GM	O-Ring	31mm	23mm	4mm	TA10052R
TA38B, TA38C	Gasket	1-1/8"	1/2"	1/4"	SVT262-30
TA41	O-Ring	36mm	28mm	4mm	TA10031R
TA42	Gasket	2-1/16"	1-1/8"	1/8"	TA32AG
TA44	O-Ring	42mm	34mm	4mm	TA10044R
TA46	O-Ring	31mm	23mm	4mm	TA10052R
TA48	O-Ring (#P16)	13/16"	5/8"	3/32"	TA10048R
TA50	Gasket	1-7/8"	1-3/16"	1/8"	TA100366
TA52	O-Ring	31mm	23mm	4mm	TA10052R
TA54	Gasket	2-1/2"	1-9/16"	1/8"	TA276
TA56	O-Ring	23mm	17mm	3mm	TA10056R
TA58	O-Ring	27mm	21mm	3mm	TA58R
TA60	Gasket	(Custom)			TA60G
TA63	O-Ring	1-7/16"	1-3/16"	1/8"	TA10063R
TA67, TA67R	Gasket	(Custom)			TA67G
TA72	O-Ring	19mm	12mm	3.5mm	TA10072R
TA84	O-Ring	2-1/4"	1-1/2"	1/8"	TA84G
TA86	O-Ring	21mm	14mm	3.5mm	TA10086R
TA88	O-Ring	31mm	23mm	4mm	TA10052R
TA93	O-Ring	27mm	19mm	4mm	TA10093R
TA94	Gasket	2-1/4"	1-1/2"	1/8"	TA94G
TA96	Gasket	1-11/16"	1-1/16"	1/8"	TA10025G
TA98	O-Ring	23mm	17mm	3mm	TA10056R
TA104	O-Ring	21mm	15mm	3mm	TA104R
TA106	O-Ring	21mm	14mm	3.5mm	TA10086R
TA108	O-Ring	34mm	27mm	3.5mm	TA110R
TA110	O-Ring	21mm	14mm	3.5mm	TA10086R
TA245A	Gasket	1-7/16"	15/16"	1/16"	TA10345G
TA345A	Gasket	1-7/16"	15/16"	1/16"	TA10345G
TA445	O-Ring	38mm	28mm	5mm	TA10445R
TA4503	Gasket	2-3/4"	1-3/4"	3/16"	TA4502
TA450, TA450A, TA450S	Gasket	(Custom)			TA450-1A
TA4503	Gasket	2-3/4"	1-3/4"	3/16"	TA4502
TA10022G	Gasket	1-3/4"	1"	1/8"	TA10022G
TA10025G	Gasket	1-11/16"	1-1/16"	1/8"	TA10025G
TA10027G	Gasket	2-3/8"	1-5/8"	1/8"	TA10027G
TA10031R	O-Ring	36mm	28mm	4mm	TA10031R
TA10036G	Gasket	1-7/8"	1-3/16"	1/8"	TA10036G
TA10036G	Gasket	1-7/8"	1-3/16"	1/8"	TA10036G
TA10052R	O-Ring	31mm	23mm	4mm	TA10052R
TA10031R	O-Ring	36mm	28mm	4mm	TA10031R
TA10032G	Gasket	1-7/8"	1-1/16"	1/8"	TA10032G
TA10044R	O-Ring	42mm	34mm	4mm	TA10044R
TA10052R	O-Ring	31mm	23mm	4mm	TA10052R
TA10052R	O-Ring	31mm	23mm	4mm	TA10052R
TA84G	Gasket	2-1/4"	1-1/2"	1/8"	TA84G
TA10056R	O-Ring	23mm	17mm	3mm	TA10056R
TA10063R	O-Ring	1-7/16"	1-3/16"	1/8"	TA10063R
TA10069R	O-Ring	1"	5/8"	3/16"	TA10069R
TA10070R	Gasket	1"	1/2"	1/16"	TA10070R
TA10072R	O-Ring	19mm	12mm	3.5mm	TA10072R
TA10031R	O-Ring	36mm	28mm	4mm	TA10031R
TA10076G	Gasket	(Custom)			TA10076G
TA10063R	O-Ring	1-7/16"	1-3/16"	1/8"	TA10063R
TA32AG	Gasket	2-1/16"	1-1/8"	1/8"	TA32AG
TA10086R	O-Ring	21mm	14mm	3.5mm	TA10086R
TA10052R	O-Ring	31mm	23mm	4mm	TA10052R
TA10090G	Gasket	(Custom)			TA10090G
TA10052R	O-Ring	31mm	23mm	4mm	TA10052R
TA10092R	O-Ring	27mm	19mm	4mm	TA10092R
TA10094	Gasket	2-1/16"	1-1/8"	1/8"	TA32AG
TA10096G	Gasket	1-1/2"	1"	1/8"	TA10096G
TA10056R	O-Ring	23mm	17mm	3mm	TA10056R
TA10022R	O-Ring (#329)	2-3/8"	2"	3/16"	TA10022R
TA1004R	O-Ring	21mm	15mm	3mm	TA1004R
TA10086R	O-Ring	21mm	14mm	3.5mm	TA10086R
TA10108	O-Ring	34mm	27mm	3.5mm	TA10108R
TA10110	O-Ring	21mm	14mm	3.5mm	TA10110R
TA10345G	Gasket	1-7/16"	15/16"	1/16"	TA10345G
TA10345G	Gasket	1-7/16"	15/16"	1/16"	TA10345G
TA10445R	O-Ring	38mm	28mm	5mm	TA10445R
TA4502	Gasket	2-3/4"	1-3/4"	3/16"	TA4502
TA450-1A	Gasket	(Custom)			TA450-1A
TA4502	Gasket	2-3/4"	1-3/4"	3/16"	TA4502
TA10086R	O-Ring	21mm	14mm	3.5mm	TA10086R
TA10108R	O-Ring	34mm	27mm	3.5mm	TA10108R
TA10345G	Gasket	1-7/16"	15/16"	1/16"	TA10345G
TA10445R	O-Ring	38mm	28mm	5mm	TA10445R
TA10086R	O-Ring	21mm	14mm	3.5mm	TA10086R
TA10108R	O-Ring	34mm	27mm	3.5mm	TA10108R
TA10345G	Gasket	1-7/16"	15/16"	1/16"	TA10345G
TA10445R	O-Ring	38mm	28mm	5mm	TA10445R
TA10086R	O-Ring	21mm	14mm	3.5mm	TA10086R
TA10108R	O-Ring	34mm	27mm	3.5mm	TA10108R
TA10345G	Gasket	1-7/16"	15/16"	1/16"	TA10345G
TA10445R	O-Ring	38mm	28mm	5mm	TA10445R

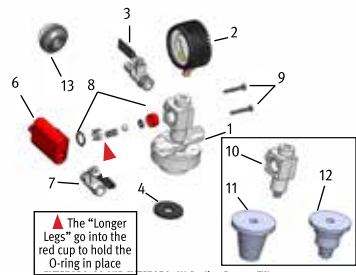
Find the correct adaptor by vehicle make/model/year – [www.snaponradiatortools.com](http://www.snaponradiatortools.com)

# COOLING REPAIR TOOLS



## SVTS272A Pressure Tester

DIAGRAM	SKU	DESCRIPTION
*	SVTS272A-1	Cooling System Tester Pump (Diagram #1 - 5); packed in a cardboard box
*	SVTS262-23	(Not Shown) Plastic Carrying Case
1	SVTS272A-2	Heavy-Duty Pressure Gauge with Rubber Boot
2	SVTS272A32	Pump Assembly with Knob (Note: gauge not included)
3	SVTS272A-3	Knob Only
4	SVTS27233	Tester Head with Hose Assembly (Note: Hose may be field repaired; use 3/16" ID fuel hose)
5	SVT262-19	Tester Seal
6	SVT262-22	Spacer Washer (1/4" thick rubber washer for 1" deep filler necks)
7	SVT262-28A	32 x 16 mm deep Radiator Adaptor with Seal (Silver)
8	TA38C	32 x 9.5 mm deep Radiator Adaptor with Seal (Gold)
9	SVT262-30	Rubber Seal for 32 mm Radiator Adaptors
10	TAB10036	Radiator Adaptor with Seal
11	TA10036G	Rubber Seal for #TAB10036
12	TA10052R	Rubber O-Ring for #TAB10036/TAB10052
13	TAB10052	Radiator Adaptor with Seal



## SVTSRAD272A and SVTSRAD272U

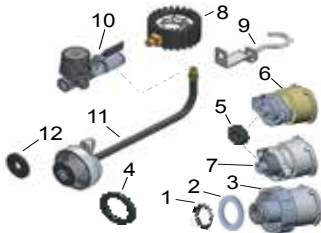
DIAGRAM	SKU	DESCRIPTION
*	SVTSRAD26230	(Not Shown) Plastic Carrying Case
2	SVTSRAD2726	Lower Connect Vacuum Gauge
3	SVTSRAD27213	Coolant Refill Valve
6	SVTSRAD26215	Venturi Body Assembly
7	SVTSRAD26214	Air Inlet Valve
8	SVTSRAD26212	Inner Valve Assembly
*	SVTSRAD2721	Coolant Refill Hose with Screen (not shown)
*	SVTSRAD2624	Overflow Hose (not shown)
9	SVTSRAD26216	Assembly Screws 8/32 x 1-1/4"
13	SVTSRAD27215	Coolant Refill Suction Screen Only

### SVTSRAD272A Only

1	SVTSRAD27217	Coolant Refill Body Assembly (w/cap Assy)
4	SVT262-19	Tester Seal

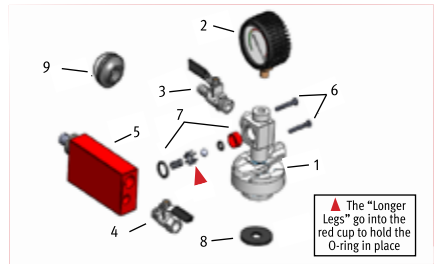
### SVTSRAD272U Only

10	SVTSRAD27227	Coolant Refill Body Assembly
11	SVTSRAD27228	Adaptor Cone, Smooth (7/16-20 Thread)
12	SVTSRAD27229	Adaptor Cone, Step (7/16-20 Thread)



## SVTS263A Pressure Tester

DIAGRAM	SKU	DESCRIPTION
1	TA10052R	Rubber O-Ring for #TAB10036/TAB10052
2	TA10036G	Rubber Seal for #TAB10036
3	TAB10036	Radiator Adaptor with Seal
4	SVT262-22	Spacer Washer (1/4" Thick Rubber Washer) for testing 1" deep filler necks
5	SVT262-30	Rubber Seal for 32 mm Radiator Adaptors
6	TA38C	32 mm x 9.5 mm deep Radiator Adaptor with Seal (Gold)
7	SVT262-28A	32 mm x 16 mm deep Radiator Adaptor with Seal (Silver)
*	SVTS263-1	Complete Pump with Hose and Cap Assembly (#8-12)
8	SVTS263-2	Heavy-Duty Pressure Gauge with Rubber Boot
9	SVTS263-3	Hook and Bracket Assembly
10	SVTS263-6	Valve/Regulator Assembly
11	SVTS263-4	Cap Assembly with Hose (Note: Hose is field-repairable with 3/16" fuel hose)
12	SVT262-19	Tester Seal
*	SVS263-5	(Not Shown) Plastic Carrying Case



## SVTSRAD372A Truck Coolant Refiller

DIAGRAM	SKU	DESCRIPTION
1	SVTSRAD27217	Truck Filler Body Assembly
2	SVTSRAD2726	Lower Connect Vacuum Gauge
3	SVTSRAD3722	Coolant Refill Valve
4	SVTS2000-4	Air Inlet Valve
5	SVTSRAD3725A	Venturi Body
6	SVTSRAD26216	Assembly Screws 8/32 x 1-1/4"
7	SVTSRAD26212	Inner Valve Assembly
8	SVT262-19	Tester Seal
9	SVTSRAD37215	Domed Screen
*	SVTSRAD3724	(Not Shown) Overflow Hose
*	SVTSRAD3721	(Not Shown) Coolant Refill Hose with Domed Screen
*	SVTSRAD37230	(Not Shown) Plastic Carrying Case

Find the correct adaptor by vehicle make/model/year – [www.snaponradiatortools.com](http://www.snaponradiatortools.com)





## LIMITED WARRANTY

Any Snap-on® equipment items shown in this guide which fails to give satisfactory service within the one year warranty period will be repaired or replaced when returned to a Snap-on® franchisee. Snap-on shall not be liable for loss of use of the product or other incidental or consequential costs incurred by the purchaser.

Assembled in the U.S.A. with global components. Snap-on is a trademarks of Snap-on Incorporated.

© Snap-on Incorporated 2023. Printed in U.S.A. 2801 80th Street Kenosha, WI 53143 [www.snapon.com](http://www.snapon.com)

 **WARNING**

 RISK OF ENTANGLEMENT

 MANDATORY EYE PROTECTION

 MANDATORY PROTECTIVE GLOVES

 MUST READ INSTRUCTIONS BEFORE USE